

ANNUAL REPORT

FINANCIAL YEAR
2018 / 2019



“ Together,
we continue
to grow

IMPORTANT NOTICE OF ANNUAL GENERAL MEETING INSIDE »



St Johns Park
Bowling Club

CONTENTS

A Glimpse of 2017/2018 Financial Year	4
Chairman's Report	6
Group CEO's Report	8
Treasurer's Report	10
ClubGRANTs Report	12
Tuncurry Beach Bowling Club Secretary Manager's Report	13
St Johns Park Bowling Club Bowls Report	14
Tuncurry Beach Bowling Club Bowls Report	16
Club Wallacia Bowls Administrator Report	18
St Johns Park Bowling Club Women's President Report	19
Junior Bowls Academy Report	20
Meet our Board of Directors	22
Directors' Report	24
Lead Auditor's Independence Declaration	27
Statement of Profit & Loss & other Comprehensive Income	28
Statement of Financial Position	29
Statement of Cash Flows	30
Statement of Changes in Members' Funds	31
Notes to the Financial Statements	32
Directors' Declaration	48
Independent Audit Report	48
Bowls Sponsors	50

VALE

SJPBC

Bell	Bruce
Bellamy	Darrel
Blue	Arthur
Bokenkroger	Friedrich
Buontempo	Nicoletta
Butz	Graeme
Carroll	Barry
Chong	Chu
Chong	Siat
Cusbert	Kelly
Davies	Terry
Fazio	Lilian
Fesus	Josef
Forway	Kenneth
Gambrill	Keith
Gardiner	David
Geason	Graham
Gei	Fulvia
Green	Lila
Haywood	Neville
Healey	Vincent
Iezzi	Maria
Karttunen	John
Khoury	Raymond
Le	Kim
Le	Van Tien
Magri	Theresa
Mallett	Elsie
Marbo	Aram
Mardesic	Nikola
Martin	Max
McGann	Alice
Merrick	John

Mockler	Anthony
Montgomery	Carla
Moran	Henry
Nevison	Irene
Nissan	Putrus
Payne	Patricia
Pickering	Dave
Poladian	Dikran
Poulton	Margaret
Punzo	Anna
Purcell	Michael
Pye	John
Rodriguez	Washington
Saia	Theresa
Sauer	Heinrich
Scarcella	Dom
Shepherd	Veronica
Smith	Shirley
Spagnoli	Giovanni
Sustar	Anton
Tossi	Alberto
Troughton	Keith
Turner	Michael
Vial	Gerard
Walker	Eileen
Walters	Keith
Wilkins	Anthony
Wiseman	Stanley
Young	Robert
TBBC	
Adams	Leonard
Angus	Harold
Baker	Edgar
Barry	Cliff

Baxter	John
Bebb	Heather
Bolton	Barry
Bourne	Joyce
Bramble	Warren
Brooker	Alison
Buchanan	Robert
Byers	Erica
Connell	Sheila
Cook	Barry
Dooley	John
Ellis	Thomas
Fidock	Carol
Harland	Allan
Hastie	Tom
Hill	Lawrence
Hubbard	John
Hudson	John William
Jobson	Violet
Kempster	Donald
Lee	Bob
Lloyd	Doris
Mack	Gloria
McBride	Isabel
Mcintosh	Ramon
Mckellar	Donald
Minchinton	Iris
Piccles	Shirley
Purtle	Betty
Rudd	Helen
Stumbles	Ian
Sumner	Noelene
Wilson	Phillip
Withers	Colin

We send our deepest sympathies to all the families and friends of members who passed away during the year (01/07/2018 – 30/06/2019)

Disclaimer: This Vale is compiled from our membership database, and by a member's family notifying us of their passing. We sincerely apologise for any members that may have been missed.

NOTICE OF ANNUAL GENERAL MEETING

Notice is hereby given that the Annual General Meeting of St Johns Park Bowling Club Ltd will be held on Saturday 2 November 2019 at 10.00am at the Club's premises at 93 Edensor Road, St Johns Park NSW 2176.

FINANCIAL QUESTIONS AND GENERAL INTEREST AT THE ANNUAL GENERAL MEETING

We request that if you have any questions (financial and/or general) for the Annual General Meeting that you please submit them in writing to the Group Chief Executive Officer at 93 Edensor Road, St Johns Park NSW 2176, no later than 5pm on Friday 25 October 2019. This requirement is necessary to enable accurate and factual answers to be researched and prepared for members information, prior to the Annual General Meeting.

A GLIMPSE OF 2017/2018 FINANCIAL YEAR

\$32,000

**RAISED FOR LITTLE WINGS
AT OUR CHARITY BOWLS DAY
WHICH INCLUDED \$7,000 FROM OUR LADY BOWLERS**



\$800,000 INVESTED IN BOWLS

**\$8M SPENT ON CAPITAL
INVESTMENT
(CLUB FACILITIES)**

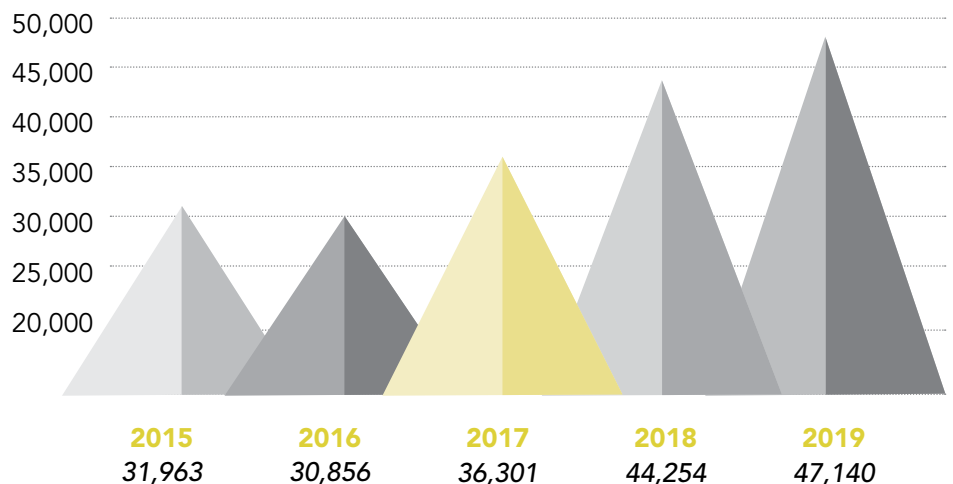


**\$1.2M
DONATED TO OUR
LOCAL COMMUNITIES**




**OVER \$1.5M
IN PRIZE MONEY
WON AT POKER**

MEMBERSHIP CONTINUES TO GROW...



NET PROFIT OF \$3,451,665

\$8.4M
CASH ON HAND



\$2.4M
SPENT ON MEMBERS
PROMOTIONS

OVER
\$101M
IN NET ASSETS



 **2.26% INCREASE IN REVENUE**



OVER \$50,000
RAISED FROM LEARNING
LINKS CHARITY HOUSIE
WHICH WAS USED TO PROVIDE 654 THERAPY
SESSIONS FOR CHILDREN WITH SPECIAL NEEDS



**\$1M SPENT ON
ENTERTAINMENT**

CHAIRMAN'S REPORT



Another progressive year has passed us by, which saw the completion of the car park extension at St Johns Park Bowling Club (SJPBC) and amalgamation with Panthers Wallacia, which we have renamed Wallacia Country Club (WCC). As the group continues to grow, we remain focused on our strategic plan in order to achieve consistently positive outcomes for all members of our community to enjoy.

Along with major improvements at Tuncurry Beach Bowling Club (TBBC), the coming year will also see construction of a new Administration area and Bowls Lounge at SJPBC. The new Bowls Lounge will be self-contained with a bar, office space, meeting room and a suitable seating area.

The coming financial year will also see us continue to improve our facilities for the comfort of our valued members and guests at all our sites.

FINANCIAL UPDATE

On behalf of the Board of Directors and Members I say to all our Senior Management, Duty Managers, Supervisors and Staff at SJPBC, TBBC, Club Wallacia (CW), Wallacia Country Club (WCC) and Tuncurry Beach Motel (TBM), a big thank you for your service, dedication and professionalism shown throughout the year. Considering interruptions from car park extensions at our powerhouse SJPBC, along with investing \$8.4M into Club facilities, we are pleased to report a net profit of \$3.4M. We remain debt free and boast over \$101M in assets.

MASTER PLAN

Thank you once again to our members and staff for your patience and understanding throughout our constant improvements at all our venues.

As Chairman of the Project Control Group (PCG) I am pleased to inform you that this committee never stops working on a Master Plan for ALL our sites. We rely heavily on Councils, Consultants and various Stakeholders when we undertake refurbishments, and at times, we experience delays and inconveniences. We truly appreciate your understanding and ongoing loyalty.

BOWLS

Without repeating information already included in the Bowls reports, I would just like to make special mention of the St Johns Park (SJP) Ladies Grade 1 Pennant Team who went back to back and won the State Flag for the second year in a row. Grade 4 Ladies also qualified for the State Finals but went down in the final and fell one game short of winning the State Flag for the second consecutive year.

Congratulations also to the TBBC Men who won 10 of the 14 Zone Titles.

We are proud of our CW Grade 2 Mens Pennant Team, going through their section in the State playoffs undefeated, defeating SJP in the Quarter Final. Unfortunately, they were marginally defeated in the Semi Final.

There were many other achievements across our Bowls Clubs and I would like to congratulate everyone involved in our great sport of lawn bowls.

VOLUNTEERS

A million thanks to our amazing volunteers for your enthusiasm and genuine dedication to our Clubs and the game of lawn bowls. Our volunteers have worked tirelessly throughout the year to ensure our events are run smoothly and visiting Clubs are made feel welcome, including the World Champion of Champions Singles at SJPBC, which went without a hitch for the second consecutive year.

THANK YOU

Thank you to all of my fellow Board members for your support throughout the year. As we launch into another exciting financial year of improvements, the SJPBC Group will work together to achieve objectives for continued Financial and Sports success.

VALE

To all our members who have lost relations, good friends and loved ones during the year, may I, on behalf of the Board of Directors, Management, Staff and fellow Members, offer our deepest sympathy for your losses.

To the members who are on the sick list we wish you a speedy recovery and hope to see you around the club shortly.

Paul Norris
Chairman



A million thanks to our amazing volunteers for your enthusiasm and genuine dedication to our Clubs and the game of lawn bowls.

GROUP CHIEF EXECUTIVE OFFICER'S REPORT



The 2018/2019 financial year encompassed further stages of refurbishments at St Johns Park Bowling Club (SJPBC) along with plans for major renovations at Tuncurry Beach Bowling Club (TBBC) and an official amalgamation with Panthers Wallacia on 1 July 2019, which has since been renamed Wallacia Country Club (WCC).

Last year saw a much-needed extension at SJPBC, which now offers 700 car parking spaces and lift access to the Club entry level. I acknowledge that construction work on the car park had a negative impact on trade for the first 6 months of the financial year, but this improvement was necessary for our future growth and the convenience of our members and guests. Despite these challenges, our membership at SJPBC has continued to grow and we delivered a modest net profit for the financial year.

OUR STRATEGY

Our Board and Senior Management Team have continued to be proactive in pursuing opportunities for further progression, and at the time of writing this report we are awaiting approval from the Independent Liquor Gaming Authority (ILGA) to amalgamate with Balmain Bowling Club. Balmain Bowling Club is the oldest Bowling Club in New South Wales and the third oldest in Australia. We have never lost sight of the fact lawn bowls is the foundation of our business and we are proud to be in a position where we can offer a lifeline to a Bowling Club with such a rich heritage.

We remain focused on our defined strategies, concentrating on critical elements of our business including Brand Identity, Diversification, People, Culture and Community to ensure a successful future for the business.

OUR PEOPLE

We remain committed to providing ongoing training and support, along with monetary incentives and recognition for superior performance. I would personally like to extend a special thank you to all our people for exemplifying our Company Values. Our Senior Management Team, Duty Managers and front-line employees have all demonstrated dedication to continually improving customer service standards. Our people make me proud and are the reason our members and their guests keep returning time and time again.

BOWLS

Over the past twelve months, our Clubs have invested a generous amount of over \$800,000 into bowls (social, tournament and junior bowls) to ensure this sport remains affordable to all members of our communities.

Thank you to the Bowls Committee for their ongoing efforts as well as the Ladies and Men's Committees within our Clubs. I would like to congratulate everyone involved in bowls this year on their efforts. It's



*Our people
make me proud and
are the reason our
members and their
guests keep returning
time and time again.*

not just about winning elite tournaments, it's about mateship, sportsmanship and the fact that people of all ages and backgrounds can share a good time on the greens.

GOLF

Now part of the SJPBC group, our WCC Golf membership and green fees have been kept to a minimum and I strongly urge members to visit our new addition. Homestead Kitchen is now open for lunch and dinner 7 days a week and the picturesque view over the 18-hole golf course is magnificent.

Whether you are an experienced golfer or a learner, you are welcome to play golf at WCC. We offer free coaching, cart and club hire and of course, encourage junior players.

I would like to welcome WCC members and staff to the SJPBC family.

SINCERE THANKS

Thank you to our Advisory Committees at TBBC, Club Wallacia (CW) and WCC for your valued input and passion.

Many thanks to our wonderful team from Senior Management level to our front-line staff at SJPBC, TBBC led by Club Manager Terry Green, CW, WCC and our Motel Managers Jim and Georgina See at Tuncurry Beach Motel.

We are fortunate to have such a progressive and committed Board of Directors who not only represent various sub-committees but continue to show me relentless support in my role as CEO. Thank you.

To our valued and loyal members across the entire group, I express my genuine gratitude for your ongoing support.

I look forward to another exciting and dynamic year ahead.

David Marsh

Group CEO



TREASURER'S REPORT



St Johns Park Bowling Club Group (Club) remained financially strong in fiscal 2019.

Revenue exceeded our budgeted expectations toward the second half of the year, demonstrating growth for the fifth consecutive year. The resulting growth in cash from operations enabled The Club to continue to make strategic investments in priority areas while still ending the year with a healthy cash reserves balance.

OPERATING PROFIT

A strong operating performance across our core assets resulted in the Club recording a Net Profit of \$3,451,665. This is a great result considering construction works on the car park extension for the first half of the financial year. This is testament to the caliber and commitment of our Board, Management and Staff.

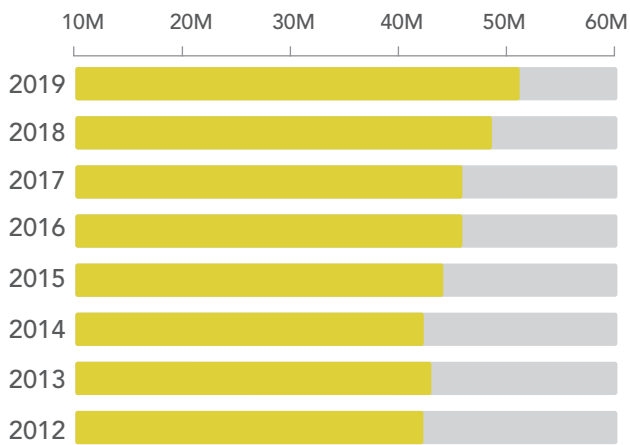
Net Profit for the year was contributed by each Club site as follows:

	2018-2019	2017-2018
Profit	\$	\$
St Johns Park Bowling Club	3,406,743	3,896,922
Tuncurry Beach Bowling Club	109,505	(9,485)
Club Wallacia	(259,861)	(252,728)
Tuncurry Beach Motel	195,278	159,791
Group Operating Profit	3,451,665	3,794,500
Increase in value of Investment property	-	1,017,601
Group Net Profit	3,451,665	4,812,101

This result is a representation of culmination of years of commitment to our members and guests and the determination to perform even under challenging conditions.

REVENUE GROWTH

Operating Revenue for the year of \$50,851,429 represented a 2% growth on financial year ended 30 June 2019. The graph below demonstrates Revenue growth since 2012:



This growth has been achieved whilst adhering to our values as a responsible Club. We continue to provide members meals and drinks at reasonable prices and rewarding our staff with above award work conditions.

CAPITAL MANAGEMENT

In 2019 we continued to make strong progress to strengthen the Club balance sheet. For the comfort of our members and guests, \$7.9million was invested to upgrade Club facilities and provide much needed additional car parking spaces. We achieved \$9.4million in Operating Net Cash Flow. The Club's robust Operational Cash Flow and strong Balance Sheet contributed to funding of its 2019 capital investment with no borrowings. Cash and cash equivalent of \$8.4million and nil debt exhibits the strong financial position of the Club.

LOOKING AHEAD

Looking ahead of 2019-2020, our financial plan is focused, as always, on continuing to generate a healthy surplus as we work to fulfil Club's mission.

We have continued to stay on course and deliver against our strategic pillars despite business interruption due to renovations or adverse market conditions. We will continue to increase our capital investment across all sites on our mission to provide quality, affordable and accessible member facilities, in line with market trends over the coming years.

ACKNOWLEDGEMENT

Our success in 2019 has been made possible by continued support from our Members, dedication from our Management and Staff and encouragement from the Board of Directors. We enter 2018-2019 from a position of strength and would like to thank you, our members, for your continued support.

George Humphries

Treasurer

 *For the comfort of our members and guests, \$7.9million was invested to upgrade Club facilities and provide much needed additional car parking spaces.*

CLUBGRANT'S REPORT



Giving back to the community is the reason Clubs exist. We are proud to be a part of the ClubGRANTS program in which Clubs across NSW provide support to tens of thousands of local community organisations, sporting groups and charities in their local areas. The projects we support aim to make a positive difference to people's lives, something we are extremely passionate about. These projects, which are associated with welfare, health services, community development, social services, employment assistance and sports, would not be possible without your local Club.

Over the past five years, SJPBC and TBBC combined have given back \$5,814,817 in donations and ClubGRANTS support to our local community.

On behalf of our ClubGRANTS Committee, I am pleased and proud to announce our chosen recipients for St Johns Park Bowling Club (SJPBC) and Tuncurry Beach Bowling Club (TBBC) for 2019.

SJPBC ClubGRANTS Category 1 contribution amounted to \$271,917 and the recipients were:

- **Angkor Flowers & Crafts (Auspice by Friends of STARTTS)**
- **Australian Foundation for Disability**
- **Bossley Park High School**
- **Bossley Park Public School**
- **CORE Community Services**
- **Fairvale High School**
- **Harrington Street Public School P&C Association**
- **Iraqi Australian Christian Association**
- **Lansvale Public School**
- **Little Wings LTD**
- **Men of League Foundation**
- **Mercy Works**
- **Miracle Babies Foundation**
- **Police Citizens Youth Clubs NSW LTD**

- **Prairiewood High School**
- **St George Community Housing**
- **Special Children Services Centre Inc.**
- **Share Care Disability Services**
- **The Northcott Society**
- **The Parks Community Network Inc.**
- **The Salvation Army**

SJPBC ClubGRANTS Category 2 amounted to \$477,636, which was to encourage the game of Lawn Bowls by paying for maintenance of three Bowling Greens and providing staff and resources to coordinate and coach bowls at SJPBC.

SJPBC combined grants amounted to \$749,553.

TBBC ClubGRANTS Category 1 contribution amounted to \$23,300 and the recipients were:

TBBC ClubGRANTS Category 1 amounted to \$23,300 and the recipients were:

- **Black Head Surf Lifesaving Club**
- **Great Lakes Pearl Dragon Inc.**
- **Great Lakes Women's Shelter**
- **Samuel Brett Nelson Inc.**
- **The Rainbow Warriors**
- **Tuncurry Public School**

Club Grants Category 2 amounted to \$196,445, which was to encourage the game of Lawn Bowls by paying for maintenance of three Bowling Greens and providing staff and resources to coordinate and coach bowls at TBBC.

TBBC combined grants amounted to \$219,745.

A special thank you to my fellow ClubGRANTS Committee members Paul Norris, Gerard Short, Sarojini Ram and Debbie Hilder.

Trevor Kable
Director

TUNCURRY BEACH BOWLING CLUB SECRETARY MANAGER'S REPORT



It gives me much pleasure to present my report to the members of Tuncurry Beach Bowling Club (TBBC) for the year ending 30 June 2019.

Thank you once again to all our members for their continued support throughout the past year. It's great to see members taking such pride in their Club and assisting with making our Club the social hub of Forster Tuncurry and a common meeting place throughout the Great Lakes Area.

Our Club continues to be impacted by our changing fortunes and ever-increasing costs. With support of members, good governance by our Board of Directors and the valued commitment to excellence and service by our staff and volunteers, our Club remains well positioned to continue to be an asset to our community.

OUR TEAM

To our loyal and dedicated employees thank you for your high level of commitment and customer service skills which has had a huge impact on our Club performance. To our wonderful band of volunteers thank you as well.

OUR COMMUNITY

The "Holler for Marshall" fundraising day was a huge success raising funds for our popular staff member Marshall Loadman who suffered a severe stroke. In four hours, we raised \$44,000 which enabled us to buy a wheelchair van allowing Marsh to have some quality of life.

The Samuel Brett Nelson Foundation fundraiser held at TBBC in June raised a massive \$33,000. Once again, demonstrating the generosity and kindness of people in our tight knit community. Funds raised went to various youth organisations in our Great Lakes area.

Our Mid Coast Business Awards night was fantastic bringing praise from all

parts of our region. More than 280 members from throughout the Mid Coast Region Business Community attended the awards. The mood and positive energy which circulated around the room highlighted the outstanding role of the MidCoast Business Chamber. Congratulations to all involved.

BOWLS

Congratulations to both our Men's and Ladies Bowling Clubs on their achievements at Club, Regional, Zone and State level (please refer to TBBC Bowls Co-ordinator's Report for further information). The Men's and Ladies Bowling Committee must be congratulated on a job well done. We have witnessed some amazing events throughout the year with the NSW Ladies Championships certainly being a highlight.

ADVISORY COMMITTEE

Thank you to our hardworking advisory committee under the leadership of Chairperson Deidre Chrichton. To our Bowling Club Presidents Kaye Phibbs and Duncan MacDiarmid thank you for your ongoing support along with Steve Harvie and Carol Prentice. It's a pleasure to work with such an enthusiastic group.

THANK YOU

I would like to acknowledge Group CEO David Marsh and the Senior Management team at St Johns Park Bowling Club (SJPBC) for their ongoing support. To Chairman Paul Norris and the SJPBC Board of Directors thank you for your passion and commitment to TBBC. We are now the most popular Club in the Great Lakes Area.

To those Members who have suffered illness and bereavement during the past year please accept our sincere condolences.

Terry Green
Secretary Manager

ST JOHNS PARK BOWLING CLUB

BOWLS REPORT



It is with pleasure I present my Annual Report for the 2018/2019 financial year. This year has been incredibly busy again with several major events, including our second hosting of the World Champion of Champion Singles. I believe the Bowls Office has continued to function efficiently and effectively throughout providing all members with an ongoing high standard of service.

WORLD CHAMPION OF CHAMPION SINGLES 2018

This event was incredibly successful, professionally run and well supported by our members and visitors. Given that we had an opportunity to identify any weaknesses from the previous year, I believe we further improve on the incredible job we all did in 2017.

All club staff were a credit to St Johns Park Bowling Club (SJPBC) with their professionalism throughout the week and many players and officials could not speak highly enough of all staff they had dealt with from reception and floor staff through to greens staff. It was pleasing to receive such great feedback from players about staff who did those little extra things to make their time here at the club even more memorable.

The level of help and support from all our volunteers throughout the week was nothing short of sensational and full credit to everyone involved. The pleasing aspect was the increase in volunteer contributions and availability of volunteers as the week went on and it was great to see that the event generated a level of interest where more and more people wanted to be involved.

Another pleasing aspect was the report back from many players and officials that the hospitality, socialising and friendship shown by our volunteers was something they rarely experienced at previous events.

Player feedback, both personally and on social media has been very pleasing with no negative comments at all and only praise.

Unfortunately, we were unsuccessful in our bid to host this event again in 2019/2020 and it will go to Adelaide for a couple of years. Next year, we can submit a tender to host this event the following year.

COMPETITION BOWLS

We have continually reviewed and revamped our club tournaments as required to ensure we maintain high entry numbers for these events. This year we have teamed with Dudley Park and Broadbeach Bowling Clubs to create the Triple Crown of Bowls. This will be a very exciting event with the culmination of the 3 x major singles events happening here in October 2020.

Once again, we successfully hosted a number of Zone 12 events including the Pennant Finals and State Singles. These events proved profitable for the club with good patronage. We will continue to apply to host Zone, State and National events and look forward to hopefully acquiring more big events in the future.

Club competitions received good entry numbers from our members. All events ran to schedule and were completed in time for follow up events.

Great success for both the Saints men and ladies in their respective Zone/District Pennant competitions with the Men's Grade 2 & 7 and Ladies Grade 1 & 4 winning flags and going on to compete at the State Finals, with the ladies performing incredibly well claiming State Crowns in Grade 1 and runners up in the Grade 4's.

Once again, the club provided several representative players for the District, Zone, State and Country. A full list of results, achievements and representatives is included following on from this report.

SOCIAL BOWLS & SOCIAL COMMITTEE EVENTS

Social bowls, both men's and ladies, has been well supported again all year with excellent participation numbers across the board. The club has continued to average over 1500 players on the greens each month, the majority of these are our social players.

This year we maintained the high level of quality activities provided for our members including themed days and nights, visits from other bowling clubs and trips away. We have received and conducted visits with Wyong – Bay Bowlers, Oak Flats and Redhead Bowls Clubs. The Social Committee along with the Bowls Office continue to explore avenues for visits to and from other clubs.

This year's annual charity day in aid of Little Wings was very successful again with a full field of teams on hand, unfortunately wet weather stopped the bowls going ahead but a good day was had by all with plenty of money raised for this worthy cause.

Friday Night Social Bowls continues to be our avenue of gaining new members to the club. We have had a great conversion rate from Friday night social members to full bowling members maintaining membership stability.

THANK YOU

I would like to take this opportunity to thank all members of the Bowls Office team for their ongoing support, assistance and dedication. Thank you also to the Board of Directors, Management, Staff and all our bowls members for your guidance and support throughout the year.

Brett Murphy
Bowls Administrator

MEN'S WINNERS

2019 Club Championships

Major Singles	Mathew Pietersen
Minor Singles	Corey Hedges
Over 60 Singles	Gerard Short
Major Pairs	Mark Roppola, Ethan Mills
Minor Pairs	Mark Rashleigh, Corey Hedges
Over 60 Pairs	Mark Langfield, Gerard Short
Handicap Pairs	TBA
Mixed Pairs	Jackie Short, Gerard Short
Major Triples	Peter Warren, Chris Ford, Ching Li
Major Fours	Roland Lamy, Claudio Acosta, Mark Langfield, Gerard Short

2019 Representatives

AUS Reps	Ben Twist
NSW Reps	Ben Twist

2019 Major Achievements

Zone Singles Winner	Ben Twist
Zone Pairs Runners Up	Cameron Cooper, Chris Herden
Zone Triples Winners	Josh Berry, Chris Herden, Ben Twist
Zone Fours Winners	Josh Berry, Mathew Pietersen, Chris Herden, Ben Twist
Zone Reserve Singles Winner	Wayne Seckold

WOMENS WINNERS

2019 Club Championships

Major Singles	Dawn Hayman
Minor Singles	TBA
Consistency Singles	TBA
Major Pairs	Brianna Smith, Beth Quinlan
Minor Pairs	TBA
Graded Pairs	Jan Watson, Helen Smith
Major Triples	Jan Watson, Sarah Berghofer, Dawn Hayman
Major Fours	TBA
Over 60's Pairs	TBA

2019 Representatives

AUS Reps	Kelsey Cottrell, Rebecca Van Asch
NSW Reps	Kelsey Cottrell, Beth Quinlan, Anne Johns, Dawn Hayman, Brianna Smith
NSW Under 18 Rep	Rebekah Lord
NSW Senior Reps	Beth Quinlan, Denise Huender
NSW Vision Impaired Rep	Sharon Dunk

2019 Major Achievements

District Singles Winner	Kelsey Cottrell
District Singles Runner Up	Brianna Smith
District Triples Champions	Anne Johns, Kelsey Cottrell, Dawn Hayman
District Fours Runners Up	Jackie Short, Maryann Parcell, Anne Johns, Dawn Hayman
District Senior Pairs Winner	Jan Watson, Jo Wai Wai
District Senior Fours Winner	Dorothy Cragg, Cheryl Casserly, Bev Bright, Maria Giorgi
Australian Open Pairs Winner	Dawn Hayman
WBNSW C of C Singles Winner	Dawn Hayman
WBNSW C of C Pairs Winner	Anne Johns, Kelsey Cottrell

TUNCURRY BEACH BOWLING CLUB

BOWLS REPORT



PENNANTS

The Men & Ladies Clubs suffered a drought of Flags in 2019 and will be seeking permission from State to withdraw both Grade 1 sides for 2020.

It saddens me that we are taking this path; however, by regressing we will be more competitive in all grades in 2020.

In Pennant it is taken we did not perform to expectations; however, individually we again dominated in Zone/District/Regional State Championship finals. The Men in particular excelled winning 10 of the 14 Zone Titles

We wish all of our Champions good luck in the State Finals.

PROUD HOSTS

TBBC was congratulated for their professionalism in hosting the finals of the Ladies State Carnival. The State Carnival was played within the Tuncurry, Forster, and Taree area with 10 clubs in total offering green space for the 1200 Ladies attending.

Roll on 2020 when we once again Host the Championship finals.

The Australian Police Championships will be held in April 2020 with TBBC once again being the proud Host Club; Hong Kong will again take part which offers the International flavour to the Sides Championship.

Both the Ladies State Carnival & Australian Police Championships are sponsored by St Johns Park Bowling Club and we thank them for the opportunity to host these prestigious events.

THANK YOU

TBBC is renowned for their professionalism when hosting Major Events this can only be attained with the support and cooperation of both the Ladies and Men's Bowls committee's headed by Presidents Kay & Duncan.

Secretary Manager Terry Green alongside his excellent staff are a tower of strength and I thank them for their continuous support of our Major bowls events.

Good Bowling and good health for all.

Rex Johnston OAM

Bowls Coordinator

**District (D) - Zone (Z) – Region (R)
Championship Winners:**

OPEN

- Singles: Sarah Boddington (D & R),
Steve Harris (Z)
- Triples: Elaine White, Eula Webster,
Sarah Boddington (D & R)
Kris Murtagh, Steve Newman, J
ason Aurisch (Z)

SENIORS

- Singles: Rex Johnston (Z)
- Pairs: Noel James, Rex Johnston (Z)
- Triples: Toby Murphy, Noel James, Rex Johnston (Z)
- Fours: Jeff Lewis, Wayne Wright, Rex Johnston,
Kevin Robinson (Z)

RESERVE

- Triples: Mick Gluyas, Frank Edwards,
Steve Holohan (Z)
- Fours: Mick Gluyas, Bob Hunter, Frank Edwards,
Steve Holohan (Z)

Club Champion of Champions:

- Singles: David Richardson (Z)
- Pairs: Noel James, Rex Johnston (Z)

Club Champions for 2018:

- Singles: Major - Sarah Boddington, David Richardson
Minor - Marion Wilson, Craig Small
- Pairs: Zena Snow, Moira Barnes & Noel James,
Rex Johnston
- Triples: Kylie Ward, Pam Coleman,
Kay Negus,
Danni Curnow, Kevin Woods,
Kevin Robinson
- Fours: Jenny Doyle, Jan Cutting, Pam Coleman,
Joan Thomas,
Steve Newman, Neil McLennan, John
O'Keefe, Ross Logan

Congratulations to Sarah Boddington on her State Selection & Rex Johnston on his selection for the 9th year into the Senior State Side.

**The following Tuncurry Beach Bowling Club (TBBC)
members represented their Zone in 2018/19:**

- Open: Dave Richardson, Rex Johnston, Steve
Harris, Noel James, Jason Aurisch,
Kris Murtagh
- Seniors: Steve Harris, Noel James, Dave Richardson,
Rex Johnston, Steve Swan

CLUB WALLACIA BOWLS ADMINISTRATOR REPORT



It is with pleasure I present my annual report for the 2018/2019 financial year. I have been working in the bowls office here at Wallacia for nearly 2 years now, and despite the challenges, I enjoy my role here.

Structured Social bowls has continued to progress over the last 12-18 months. Feedback has been positive and numbers have improved.

BOWLS CALENDAR

This year we once again had a more structured calendar in place. It is extremely hard to provide a calendar that doesn't change over a 12 month period, however the members have been co-operative and flexible with the few changes that have had to be made.

Club championships have been well supported by the members. All events ran to schedule and were completed in time for follow up events.

PENNANTS

Unfortunately, we couldn't field a Ladies Pennant team this year, however the men managed to field a team in grades 2, 4 and 7. Grades 4 and 7 had a tough year and missed out on the Zone Finals. Grade 2 had a successful season, and after winning the Zone Pennant Flag, went on to represent at the State Finals. After going through their section undefeated at the State playoffs, they defeated St Johns Park in the Quarter Final, before going down narrowly in the Semi Final to eventual Winners – Mona Vale.

ACHIEVEMENTS

In 2019, we have held 3 successful tournaments;

1. The Denco Day Triples was held on Australia Day, and with only 1 green in play, we were at capacity with 14 teams

2. The Dynamic Stainless Steel Pairs was changed to Triples, as it was decided that it was best to play on the 1 green. It was held on ANZAC Day with 14 teams gracing the greens. We also had 2 reserve teams
3. The Big Buddy Satellite was held on Saturday 31st August with 12 teams fighting for 2 spots into the Main Event Big Buddy

THANK YOU

I will continue to liaise with both the new Men's and Ladies Committees to ensure that events such as these continue into the following season and beyond. A big thank you must go to the sponsors for putting up the prize money in these Tournaments and enticing external members to come and utilise our Club's facilities.

On top of all our tournaments, social bowls and Club championships, we have also hosted a number of sections of the Zone Championships.

Clubs like ours simply don't run without volunteers, and I personally must say a huge thank you to all the volunteers that have helped out over the last 12 months. Without the help and dedication of these guys, some of these events simply don't run.

In conclusion, I would just like to say it has been a pleasure working with not only the Men's and Ladies Committees, but the members in general, and thank them for their ongoing support, assistance and dedication. I have relished this opportunity to work at Wallacia with all of you and I look forward to many more good times ahead.

Regards,

Josh Berry
Bowls Co-Ordinator

ST JOHNS PARK BOWLING CLUB WOMEN'S PRESIDENT REPORT



Once again, it gives me great pleasure to present this report for my last term in office.

OUR WONDERFUL PEOPLE

Reflecting on a very busy and exciting year, I would like to extend my sincere thanks to everyone involved with the St Johns Park Women's Bowls Club (SJPWBC). My heartfelt thanks goes out to our dedicated Officers, both past and present, for your relentless dedication and hard work. Thank you also to Brett, Josh and Ben for taking over coaching. It went a long way to improving our confidence and we appreciate your support over the past twelve months.

Welcome to our new bowlers. We hope you are enjoying our great game with the SJPWBC family.

Congratulations and thank you to our Social Committee for their incredible fundraising efforts. This year, \$7,000 was raised for Little Wings Charity. Thank you to St Johns Park Bowling Club Board who matched this amount.

ACHIEVEMENTS

This year, we saw outstanding performances by our Club and NSW in the State Championships, which is testament to the wonderful talent of our SJPWBC representatives. They include Kelsey Cottrell, Anne Johns, Dawn Hayman, Beth Quinlan and Brianna Smith. These ladies were triumphant representing NSW in the Test Series, defeating VIC, ACT & QLD. The same unstoppable team won the MARJ Trophy. Go Saints!

Special mention must go to Dawn Hayman, donning her Australian cap and Sharon Dunk who, once again, won two Gold and once Bronze Medal at the 40th Blind Bowlers National Championships. Junior bowler, Rebekah Lord made us proud being selected to represent NSW.

We were proud to have nine of our ladies represent our Club at the State Championships. It was a stellar effort by

all participants. Congratulations to Kelsey Cottrell (Open Singles), Dawn Hayman, Kelsey Cottrell, Anne Johns (Open Triples), Joanne Wai Wai, Jan Watson (Senior Pairs) and Maria Giorgi, Wendy Cartwright (sub), Bev Bright, Cheryl Casserly, Dorothy Cragg.

Once again, our ladies made us proud in the 2019 Pennants. Our Grade One team were back to back flag winners and our Grade Four team brought home the runners-up flag. Congratulations to everyone who participated and played Pennants this year, you are all champions.

Three SJPWBC teams took part in weekend Pennants which were recently introduced by Women's Bowls NSW. Congratulations Maryann Parcell, Brianna Smith, Jan Watson and Rebekah Lord, who made up the winning team who are advancing to play State.

THANK YOU

On behalf of our ladies, I would like to acknowledge SJPBC Chairman Paul Norris, the Board of Directors, CEO David Marsh and his team for their amazing support.

It has been a privilege to represent SJPWBC as President. Due to the dedication and drive of our wonderful people, SJPWBC continues to get stronger and stronger each year. I wish my successor all the very best.

Lynne Lottey
President

*We were proud to
have nine of our ladies
represent our Club at the
State Championships.*

JUNIOR BOWLS ACADEMY REPORT



CONGRATULATIONS AND THANK YOU

Saints Junior Academy players have continued to represent St Johns Park Bowling Club (SJPBC) in a manner that is to be congratulated. Most have excelled in their performances throughout the past year, gaining zone and state selection opportunities. Junior Bowls for 2019 got off to a fantastic start with great club results as well as outside tournaments. We have new Junior members Nic Hankinson, Noah and Steven Lyall and Bailey Richards, as well as two new Cadets Daniel and Adrian Sabato. The vision for our juniors remains the same, offering them structured training to help them achieve their goals in the sport of bowls.

Corey Hedges, one of our long time Junior members turned 18 through this year. I would like to congratulate Corey for achieving many accolades at Junior level and wish him all the very best in Under 25 and Open Grade endeavours.

School programs continued this year with public school students in the Interschool Bowls Challenge at SJPBC. The school challenge which targets local primary school age students has been keenly received by the schools who took part in 2018. The program ran successfully for 6 weeks, with eight schools returning from last year. All feedback for this initiative was positive and all schools are looking forward to coming back in 2020.

Congratulations to all our Junior Academy members, including Club Wallacia (CW) Juniors, for their great results this year, their commitment to training and for their positive attitudes and behaviour. Thanks also to the parents and families who support our Juniors to participate in training and events.

MAJOR JUNIOR ACHIEVEMENTS:

- Corey Hedges, Rebekah Lord and Jasmine Smith were all selected in 2018 NSW State Under 18 Squads.
- Rebekah Lord and Jasmine Smith were both selected in the 2019 NSW Girls Gold Squad.

In 2018, Rebekah Lord represented NSW at the U/18 National Championships and Junior City vs Country. Corey Hedges also was selected for the Junior City vs Country.

For 2019, Rebekah Lord was able to hold her spot in the NSW games, representing the State at the Annual NSW vs QLD Test series.

ST JOHNS PARK JUNIOR CLUB CHAMPIONSHIPS:

The 2019 Junior Club Singles was won by Corey Hedges who defeated Daniel Ford.

The 2019 Junior Club Pairs was a random pairs event, drawn from two pool (leads and skips). Nic Hankinson and Rebekah Lord defeated Jasmine Smith and Daniel Ford in a high-class final.

Brianna Smith

Junior Development Officer



The vision for our juniors remains the same, offering them structured training to help them achieve their goals in the sport of bowls.

MEET OUR BOARD OF DIRECTORS



PAUL NORRIS

Chairman

Club member since 1991

Director since November 2008

Retired Bowls Manager; Past Company Divisional Manager (Grace Bros.);

Past NSW Field Sales Manager (Goodman Fielders);

Past Director of St Marys Bowling Club

Committees:

Club Wallacia; Audit & Compliance; Project Control Group (Chair); Retention & Recruitment; Executive Remuneration (Chair); Strategic Planning Steering (Chair); ClubGRANTS

Courses: OHS; RSA; RCG; ClubsNSW CDI Taking Charge: The Need to Lead and Mandatory Director Training & Building Strong Boards for the Future; World Business Forum; WH&S Preventing Bullying in the Workplace; National Police Check; ClubsNSW WMR Quarterly Meetings; ClubsNSW Conferences & AGM; Australasian Gaming Expo; ClubsNSW Gaming, the Law & the Bottom Line Seminar, Customer Service Part A (Virtual Seminar), Part B (Face to Face Seminar), Gaming Pre-commitment Seminar and Food & Beverage Seminar; Australasian Hospitality & Gaming Expo

Achievements:

Past Director of St Marys Bowling Club; Past Bowls Manager of SJPBC 1995-2007



GEOFFREY LEWSAM

Deputy Chairman

Club member since 1999 transferred to Bowling Member 2001

Director since November 2010

Retired Club Manager; Foundation Secretary - Nepean CMAA; 40 years experience in hospitality industry

Committees:

Membership & Discipline (Chair); Bowls; Project Control Group; Executive Remuneration; Constitution & By-Laws; Social Bowls

Courses: OHS; RSA; RCG; Diploma in Club Management; ClubsNSW Conferences, AGM & Masterclass 2015 & 2016; ClubsNSW WMR Quarterly Meetings; ClubsNSW CDI Mandatory Training Courses; Bowls Australia Introductory Coaching Course; Australasian Gaming Expo; WH&S Preventing Bullying in the Workplace; World Business Forum; Cert I in Construction (Work Safely in Construction)

Achievements:

Employed in club industry 1963-2010; Member Club Directors Institute; Club Managers Association 40 years; Returned from Active Serviceman RAN 1957-1963; Vice President Canley Heights RSL Sub-Branch; Chairman Fowler ANZAC Centenary for Local Schools (SJPBC Rep)



GEORGE HUMPHRIES

Treasurer

Club member since 2000

Director since November 2008

Retired Local Government Employee; Justice of the Peace

Committees: Audit & Compliance (Chair); Bowls; Retention & Recruitment; Constitution & By-Laws; Executive Remuneration; Strategic Planning Steering

Courses: OHS; RSA; RCG; ClubsNSW CDI Taking Charge: The Need to Lead and Legal & Financial Risk Management; ClubsNSW Director Foundation & Management Collaboration and Finance for Club Boards; ClubsNSW CDI Mandatory Training Course; ClubsNSW Conferences & AGM; Australasian Gaming Expo; WH&S Preventing Bullying in the Workplace 2014; Australasian Hospitality & Gaming Expo

Achievements: Current Vice President ClubsNSW WMR; Current Zone 12 Vice President, Member of Selectors & Match Committee; Past Selector of Blacktown Workers; Past Selector of St Marys Bowling Club; Justice of the Peace



GEOFFRERY RYMER

Director

Club Member Since 9 September 1993

Directors since 3 November 2018

Senior Site Manager for Hindmarsh Constructions Australia

Committees

Board
Bowls/Retention
Membership and Disciplinary
Project Control Group
By Laws

Courses

RSA and RSG Accredited



PETER FOSTER

Director

Club member since 1998

Director since September 2004

School Teacher

Committees: Bowls (Chair); Audit & Compliance; Retention & Recruitment (Chair)

Courses: OHS; RSA; RCG; ClubsNSW WMR Quarterly Meetings; ClubsNSW Conferences & AGM; WH&S Preventing Bullying in the Workplace

Achievements: Past Chairman of Selectors & member of Bowls Council; Past Delegate at District & Zone levels; Chairman of Selectors; Zone 12 Delegate



TREVOR KABLE

Director

Club member since
1972

Director since
November 2008

Retired Operations Manager 25 years; Past Managing Director TK Electrical Consulting Co; Life Member of SJPBC

Committees:
ClubGRANTS (Chair); Retention & Recruitment; Project Control Group

Courses: OHS; RSA; RCG; ClubsNSW Conferences & AGM; WH&S Preventing Bullying in the Workplace

Achievements: SJPBC Life Member; Club Member of 43 years; Served as President for 3 years, Senior Vice-President for 15 years & Director for 12 years; Chaired & sat on the following committees: Finance, Bowls & Social



TRENT CRAIGIE

Director

Club Member since
6 October 1993

Director since
3 November 2018

Licensed Roof Plumber

Committees

Board
Bowls/Retention
Project Control Group
Strategic

Courses
RSA and RCG Accredited
Mandatory Director Training



GERARD SHORT

Director

Club Member since
16 July 1993

Directors since
3 November 2018

Company Directors – Poly Coat Pty Ltd and Aipac Australia Pty Ltd

Committees

Board
Bowls/Retention
Audit and Compliance
Remuneration

Club Grants
Courses
RSA and RCG Accredited
Mandatory Director Training



WILLIAM LOTTEY

Director

Club member since
2001

Director since
March 2012

Retired Account Manager (Wackenhut Corporation); Past Managing Director (Spot-on Manufacturing); Past Production Manager (Viscount Caravans)

Committees: Audit & Compliance; Retention & Recruitment; Project Control Group

Courses: RSA; RCG; ClubsNSW Conferences & AGM; ClubsNSW WMR Quarterly Meetings; ClubsNSW CDI Mandatory Director Training & Building Strong Boards for the Future and Inputs & Outputs for Effective Strategic Planning; WH&S Preventing Bullying in the Workplace; World Business Forum

Achievements: Club Member of 17 years

DIRECTOR'S REPORT

FOR THE YEAR ENDED 30 JUNE 2019

The directors present their report together with the financial statements of St Johns Park Bowling Club Ltd (the Club) for the financial year ended 30 June 2019 and the auditor's report thereon

1 Directors

The directors of the Club at any time during or since the end of the financial year are:

Name, qualifications	Experience, special responsibilities and other directorships	Appointed/ Resigned	Sub-Committee membership
Paul Norris <i>Chairman</i>	Retired Bowls Manager; Ex-Company Divisional Manager (Grace Bros); Ex-NSW Field Sales Manager (Goodman Fielders); Ex-Director of St Marys Bowling Club	29 Nov 08	Audit & Compliance; Retention & Recruitment; Board Committee PCG; Executive Remuneration; Strategic Planning Steering; Club Wallacia Advisory Committee
Geoffrey Lewsam <i>Deputy Chairman</i>	Retired Club Manager; Foundation Secretary - Nepean CMAA; 40 years' experience in hospitality industry	6 Nov 10	Bowls; Membership & Discipline; Board Committee PCG; Constitution & By-Laws; Executive Remuneration
George Humphries <i>Treasurer</i>	"Retired Local Government Employee; Justice of the Peace"	29 Nov 08	Audit & Compliance; Bowls; Retention & Recruitment; Constitution & By-Laws; Executive Remuneration; Strategic Planning Steering
Michael Cousens	Retired Traffic Controller; Ex-Operations Manager of Borger Crane Hire & Rigging Services; Ex-Director of Ingleburn Bowling Club	29 Nov 08 to 3 Nov 18	Membership & Discipline; Constitution & By-Laws; Executive Remuneration; Strategic Planning Steering
Peter Foster	School Teacher	12 Sept 04	Audit & Compliance; Bowls; Retention & Recruitment
Trevor Kable	Retired Operations Manager 25 years; Ex-Managing Director TK Electrical Consulting Company; Life Member of SJPBC	29 Nov 08	ClubGrants; Retention & Recruitment; Board Committee PCG
William Lottey	Retired Account Manager (Wackenhut Corporation); Ex-Managing Director (Spot-on Manufacturing); Ex-Production Manager (Viscount Caravans)	27 Mar 12	Audit & Compliance; Retention & Recruitment; Board Committee PCG
Deborah Schnebli	National Business Manager	1 Nov 14 to 3 Nov 18	Audit & Compliance; Membership & Discipline; ClubGrants; Constitution & By-Laws
Kevin Casserly	Retired Web Designer; Boral Bricks Commercial Projects Manager & NSW Customer Service Manager; Retired Partner 2 Wolves Web Services & Bowls Web Business www.mybowlsclubs; Past Director Bear Office & Home Cleaners; Justice of the Peace	1 Nov 14 to 3 Nov 18	Bowls; Membership & Discipline; ClubGrants; Strategic Planning Steering; Social Bowls (Treasurer); Bowls Strategic Planning Committee
Gerard Short	Company director (Poly Coat Pty Ltd & Aipac Australia P/L); 10 years' experience in the Club Industry	3 Nov 18	Board; Membership and Disciplinary; Audit and Compliance; Bowls; Club Grants; Remuneration
Geoffrey Rymer	Experience in construction industry for over 40 years; Senior Site Manager Hindmarsh Constructions Australia	3 Nov 18	Board; Membership and Disciplinary; Property Corporate; Bowls Retention; By-Laws
Trent Craigie	Owner in a Roofing Business with 16 years experience in the industry; RSA and RSG Accredited;	3 Nov 18	Board; Bowls; Bowls Retention; Property Corporate; Bowls Strategic

DIRECTOR'S REPORT *CONTINUED...*

FOR THE YEAR ENDED 30 JUNE 2019

2 Directors' meetings

The number of directors' meetings, special meetings and Sub-Committee meetings and number of meetings attended by each of the directors of the Club during the financial year are:

Director	Directors' Meetings		Sub-Committee Meetings	
	A	B	A	B
Paul Norris	12	12	36	36
Geoffrey Lewsam	11	12	39	40
George Humphries	10	12	33	39
Peter Foster	11	12	24	25
Trevor Kable	11	12	14	14
William Lottey	10	12	29	36
Deborah Schnebli	4	4	8	8
Michael Cousens	3	4	8	8
Kevin Casserly	3	4	3	4
Geoffrey Rymer	8	8	15	22
Trent Craigie	8	8	16	16
Gerard Short	8	8	15	16

A – Number of meetings attended

B – Number of meetings held during the time the director held office during the year

3 Objectives and strategy

The Club's short and long term objectives are:

To be innovative in providing their members with diverse offerings in a safe and modern environment. To achieve these objectives, the Club has adopted the following strategies:

- Increase Club Membership through community engagement, amalgamation and improved customer service;
- Continually reinvest profits generated back into the facilities of the Club to provide an attractive facility for members and guests to utilise;
- Management strives to diversify the income streams of the Club to protect it from adverse economic conditions;
- The Club strives to attract and retain quality staff who are committed to the Club, its members and guests; and
- The Club encourages the game of Bowls, and supports Social Bowls, professional Bowls and Junior Bowls.

DIRECTOR'S REPORT

FOR THE YEAR ENDED 30 JUNE 2019

4 Principal activities

The principal activities of the Club during the course of the financial year were the operation of a bowling club in accordance with its objectives and for the benefit of its members and guests.

There were no other significant changes in the nature of the activities of the Club during the year.

The activities carried out by the Club during the year assisted in achieving the Club's objectives by ensuring that the Club's income streams remained consistent.

5 Operating and financial review

The profit after tax of the Club for the year ended 30 June 2019 was \$3,451,665 (2018: \$3,794,500). The profit included an increase in fair value of investment property of \$157,519 (2018: \$Nil) and a gain on disposal of property, plant and equipment of \$77,072 (2018: \$114,193).

The current year results are largely as a result of the continued renovation at St John's Park reflecting positively on patronage.

A review of the operations of the Club during the financial year and the results of those operations show the following:

In AUD

	2019	2018
Operating profit before depreciation, gain on disposal of property, plant and equipment, increase in fair value of investment property and net finance income	9,330,384	9,780,685
Depreciation	(6,191,951)	(6,228,241)
Gain on disposal of property, plant and equipment	77,072	114,193
Increase in fair value of investment property	157,519	-
Net finance income	78,641	127,863
Profit for the year	<u>3,451,665</u>	<u>3,794,500</u>

Performance is assessed regularly against relevant internal and industry benchmarks enabling assessment as to whether strategic initiatives have been effective in achieving the Club's short and long term objectives. To further ensure the Club's objectives are being met the following performance measures are in place:

- 1 Key Performance Indicators are monitored in areas such as beverage, gaming and human resource costs;
- 2 Industry comparisons are also reviewed on a regular basis;
- 3 Overall business EBITDA is reviewed on a regular basis; and
- 4 Club objectives are also reviewed to measure as to whether they are being met within reasonable time frames.

6 Membership

The Club is a not-for-profit company limited by guarantee and without share capital. In accordance with the constitution of the Club, every member of the Club undertakes to contribute an amount limited to \$5 per member (2018: \$5) in the event of the winding up of the Club during the time he or she is a member or within one year thereafter.

The number of members as at 30 June 2019 was 47,140 (2018: 44,254). The total amount that members of the Club are liable to contribute if the Club is wound up is \$235,700 (2018: \$221,270).

DIRECTOR'S REPORT *CONTINUED...*

FOR THE YEAR ENDED 30 JUNE 2019

7 Events subsequent to reporting date

"In July 2019, the Club amalgamated with Wallacia Country Club in accordance with the provisions of the Corporations Act, Liquor Act and Registered Clubs Act. All existing assets were transferred to the Club and existing members of Wallacia Country Club have transferred as members of St Johns Park Bowling Club."

Aside from the above, in the interval between the end of the financial year and the date of this report, any item, transaction or event of a material and unusual nature likely, in the opinion of the Directors of the Club, to affect significantly the operations of the entity, the results of those operations, or the state of affairs of the Club in future financial years.

8 Lead auditor's independence declaration

The Lead auditor's independence declaration is set out on page 6 and forms part of the directors' report for the financial year ended 30 June 2019.

This report is made in accordance with a resolution of the directors:



Paul Norris
Chairman



George Humphries
Director

Dated at Sydney this August 2019

LEAD AUDITOR'S INDEPENDENCE DECLARATION UNDER SECTION 307C OF THE CORPORATIONS ACT 2001

To: the directors of St Johns Park Bowling Club Ltd

I declare that, to the best of my knowledge and belief, in relation to the audit for the financial year ended 30 June 2019, there have been:

- (i) no contraventions of the auditor independence requirements as set out in the Corporations Act 2001 in relation to the audit; and
- (ii) no contraventions of any applicable code of professional conduct in relation to the audit.

KPMG



Cameron Roan
Partner

Sydney 27 August 2019

STATEMENT OF PROFIT AND LOSS AND OTHER COMPREHENSIVE INCOME FOR THE YEAR ENDED 30 JUNE 2019

<i>In AUD</i>	Note	2019	2018
Revenue	4	50,616,838	49,609,341
Other income	5	234,591	114,193
Change in inventories of finished goods		(5,430)	(3,133)
Raw materials and consumables used		(4,504,496)	(4,268,981)
Personnel expenses	6	(12,747,550)	(12,354,542)
Advertising and promotion		(2,670,904)	(2,645,662)
Bowling expense		(791,115)	(849,876)
Cleaning expense		(1,117,605)	(1,069,545)
Consulting and professional fees		(144,858)	(69,451)
Donations		(1,216,157)	(1,205,893)
Insurance expense		(222,126)	(177,331)
Property expenses		(1,590,602)	(1,291,252)
Entertainment expenses		(1,027,394)	(964,887)
Repairs and maintenance		(1,488,687)	(1,316,014)
Poker machine compliance costs		(9,577,954)	(9,447,936)
Security expenses		(873,863)	(859,383)
Other expenses		(3,307,713)	(3,304,770)
Profit before depreciation and net finance income		9,564,975	9,894,878
Depreciation expense		(6,191,951)	(6,228,241)
Results from operating activities		3,373,024	3,666,637
Finance income		79,464	127,863
Finance costs		(823)	-
Net finance income	7	78,641	127,863
Profit before income tax		3,451,665	3,794,500
Income tax expense	3(m)	-	-
Profit for the year		3,451,665	3,794,500
Other comprehensive income			
Items that will not be reclassified to profit or loss			
Revaluation of property, plant and equipment		-	1,017,601
Total comprehensive income for the year		3,451,665	4,812,101

The notes on pages 32 to 47 are an integral part of these financial statements.

STATEMENT OF FINANCIAL POSITION

FOR THE YEAR ENDED 30 JUNE 2019

In AUD

	Note	2019	2018
Assets			
Cash and cash equivalents	8	8,402,296	6,863,054
Other receivables	9	631,186	245,184
Inventories	10	269,421	263,992
Prepayments		317,826	423,476
Total current assets		9,620,729	7,795,706
Investment property	11	10,200,001	10,027,729
Property, plant and equipment	12	83,884,616	82,625,350
Intangible assets	14	2,278,571	1,758,571
Total non-current assets		96,363,188	94,411,650
Total assets		105,983,917	102,207,356
Liabilities			
Trade and other payables	15	3,081,313	2,934,540
Employee benefits	17	1,240,134	1,091,550
Other current liabilities	18	252,370	256,399
Total current liabilities		4,573,817	4,282,489
Employee benefits	17	374,968	341,400
Total non-current liabilities		374,968	341,400
Total liabilities		4,948,785	4,623,889
Net assets		101,035,132	97,583,467
Members' funds			
General funds		97,334,301	93,882,636
Amalgamation reserve		2,683,230	2,683,230
Asset revaluation reserve		1,017,601	1,017,601
Total members' funds		101,035,132	97,583,467

The notes on pages 32 to 47 are an integral part of these financial statements.

STATEMENT OF CASH FLOWS

FOR THE YEAR ENDED 30 JUNE 2019

In AUD

	Note	2019	2018
Cash flows from operating activities			
Cash receipts from customers		56,003,062	54,584,492
Cash paid to suppliers and employees		(46,633,564)	(45,155,358)
		9,369,498	9,429,134
Interest received		79,464	127,863
Interest paid		(823)	-
Net cash from operating activities		9,448,139	9,556,997
Cash flows from investing activities			
Proceeds from sale of property, plant and equipment		308,770	292,445
Acquisition of property, plant and equipment		(7,682,914)	(11,212,408)
Acquisition of investment property		(14,753)	(2,729)
Acquisition of intangible assets		(520,000)	(80,000)
Net cash used in investing activities		(7,908,897)	(11,002,692)
Cash flows from financing activities			
Net cash used in financing activities		-	-
Net increase/(decrease) in cash and cash equivalents		1,539,242	(1,445,695)
Cash and cash equivalents at beginning of year		6,863,054	8,308,749
Cash and cash equivalents at end of year	8	8,402,296	6,863,054

The notes on pages 32 to 47 are an integral part of these financial statements.

STATEMENT OF CHANGES IN MEMBERS' FUNDS

FOR THE YEAR ENDED 30 JUNE 2019

<i>In AUD</i>	Note	Amalgamation reserve	Asset revaluation reserve	Members' funds	Total
Balance at 1 July 2017		2,683,230	-	90,088,136	92,771,366
Total comprehensive income for the year					
Profit for the year		-	-	3,794,500	3,794,500
Other comprehensive income		-	1,017,601	-	1,017,601
Total comprehensive income for the year		-	1,017,601	3,794,500	4,812,101
Balance at 30 June 2018		2,683,230	1,017,601	93,882,636	97,583,467
Balance at 1 July 2018		2,683,230	1,017,601	93,882,636	97,583,467
Total comprehensive income for the year					
Profit for the year		-	-	3,451,665	3,451,665
Other comprehensive income		-	-	-	-
Total comprehensive income for the year		-	-	3,451,665	3,451,665
Balance at 30 June 2019		2,683,230	1,017,601	97,334,301	101,035,132

The notes on pages 32 to 47 are an integral part of these financial statements..

NOTES TO THE FINANCIAL STATEMENTS

FOR THE YEAR ENDED 30 JUNE 2019

1 Reporting entity

St Johns Park Bowling Club Ltd (the Club) is a not-for-profit company limited by guarantee and domiciled in Australia. The address of the Company's registered office is 93 Edensor Road, St Johns Park NSW 2176. The financial statements are as at and for the year ended 30 June 2019.

The Club is primarily involved in the operation of a Bowling Club in accordance with its objectives and for the benefit of its members and guests.

2 Basis of preparation

(a) Statement of compliance

In the opinion of the directors, the Club is not publicly accountable. The financial statements are Tier 2 general purpose financial statements which have been prepared in accordance with *Australian Accounting Standards – Reduced Disclosure Requirements* adopted by the Australian Accounting Standards Board and the *Corporations Act 2001* and the *Registered Clubs Amendment Act 2006*. These financial statements comply with Australian Accounting Standards – Reduced Disclosure Requirements.

The financial statements were authorised for issue by the Board of Directors on 27 August 2019.

(b) Basis of measurement

The financial statements have been prepared on the historical cost basis except for investment properties which are measured at fair value.

(c) Going concern

The financial statements have been prepared on a going concern basis, which contemplates the continuity of normal business activities and realisation of assets and settlement of liabilities in the ordinary course of business.

(d) Functional and presentation currency

These financial statements are presented in Australian dollars, which is the Club's functional currency.

(e) Use of estimates and judgements

The preparation of the financial statements requires management to make judgements, estimates and assumptions that affect the application of accounting policies and the reported amounts of

assets, liabilities, income and expenses. Actual results may differ from these estimates.

Estimates and underlying assumptions are reviewed on an ongoing basis. Revisions to accounting estimates are recognised in the period in which the estimate is revised and in any future periods affected.

There are no judgements made by management in the application of Australian Accounting Standards that have a significant effect on the financial report or estimates with a significant risk of material adjustment in the next year.

Information about critical judgements in applying accounting policies that have the most significant effect on the amounts recognised in the financial statements are included in the following notes:

- **note 11** – assessment of fair value of investment property
- **note 14** – measurement of the recoverable amounts of intangible assets

3 Significant accounting policies

The accounting policies set out below have been applied consistently to all periods presented in these financial statements.

Certain comparative amounts have been reclassified to conform with the current year's presentation.

(a) Financial instruments - Policy applicable from 1 July 2018

(i) Recognition and derecognition

Financial assets and financial liabilities are recognised when the Company becomes a party to the contractual provisions of a financial instrument.

Financial assets are derecognised when the contractual rights to the cash flows from the financial asset expire, or when the financial asset and substantially all the risks and rewards are transferred.

A financial liability is derecognised when it is extinguished, discharged, cancelled or expires.

NOTES TO THE FINANCIAL STATEMENTS *CONTINUED...*

FOR THE YEAR ENDED 30 JUNE 2019

(ii) Classification and measurement of financial assets

Financial assets are classified according to their business model and the characteristics of their contractual cash flows. Except for those trade receivables that do not contain a significant financing component and are measured at the transaction price, all financial assets are initially measured at fair value adjusted for transaction costs (where applicable).

(iii) Subsequent measurement of financial assets

“For the purposes of subsequent measurement, financial assets, other than those designated and effective as hedging instruments, are classified into the following four categories:

- Financial assets at amortised cost;
- Financial assets at fair value through profit or loss (FVTPL);
- Debt instruments at fair value through other comprehensive income (FVTOCI); and
- Equity instruments at FVTOCI.”

All income and expenses relating to financial assets that are recognised in profit or loss are presented within finance costs, finance income or other financial items, except for impairment of trade receivables which is presented within other expenses.

(a) Financial assets at amortised cost

Financial assets with contractual cash flows representing solely payments of principal and interest and held within a business model of ‘hold to collect’ contractual cash flows are accounted for at amortised cost using the effective interest method. The Group’s receivables fall into this category of financial instruments.

Receivables comprise cash and cash equivalents, term deposits and trade and other receivables.

(b) Financial assets at fair value through profit or loss (FVTPL)

These assets are subsequently measured at fair value. Net gains and losses, including any interest or dividend income, are recognised in profit or loss.

(iv) Impairment of financial assets

“In relation to the impairment of financial assets, AASB 9 requires an expected credit loss model as opposed to an incurred credit loss model under AASB 139. The expected credit loss model requires the Group to account for expected credit losses and changes in those expected credit losses at each reporting date to reflect changes in credit risk since initial recognition of the financial assets. In other words, it is no longer necessary for a credit event to have occurred before credit losses are recognised.

The Group has the following types of financial assets that are subject to AASB 9’s new expected credit loss model:

- Trade and other receivable

(a) Trade and other receivables and contract assets

Trade and other receivables and contract assets are impaired if objective evidence indicates that a loss event has occurred after the initial recognition of the asset, and that the loss event had a negative effect on the estimated future cash flows of that asset that can be estimated reliably.

Objective evidence that financial assets are impaired includes default or delinquency by a debtor, restructuring of an amount due to the Group on terms that the Group would not consider otherwise, indicators that a debtor or issuer will enter bankruptcy.

As most of these instruments have a high credit rating, the likelihood of default is deemed to be small. However, at each reporting date the Group assesses whether there has been a significant increase in the credit risk of the instrument. In assessing these risks, the Group relies on readily available information such as the credit ratings issued by the major credit rating agencies for the respective asset. The Group only holds simple financial instruments for which specific credit ratings are usually available. In the unlikely event that there is no or only little information on factors influencing the ratings of the asset available, the Group would aggregate similar instruments into a portfolio to assess

NOTES TO THE FINANCIAL STATEMENTS *CONTINUED...*

FOR THE YEAR ENDED 30 JUNE 2019

on this basis whether there has been a significant increase in credit risk. In addition, the Group considers other indicators such as adverse changes in business, economic or financial conditions that could affect the borrower's ability to meet its debt obligation or unexpected changes in the borrowers operating results. Should any of these indicators imply a significant increase in the instrument's credit risk, the Group recognises for this instrument or class of instruments the lifetime expected credit losses.

(v) *Classification and measurement of financial liabilities*

As the accounting for financial liabilities remains largely unchanged from AASB 139, the Group's financial liabilities were not impacted by the adoption of AASB 9. However, for completeness, the accounting policy is disclosed below. The Group's financial liabilities include, trade and other payables.

Financial liabilities are initially measured at fair value, and, where applicable, adjusted for transaction costs unless the Group designated a financial liability at fair value through profit or loss.

Subsequently, financial liabilities are measured at amortised cost using the effective interest method except for derivatives and financial liabilities designated at FVTPL, which are carried subsequently at fair value with gains or losses recognised in profit or loss (other than derivative financial instruments that are designated and effective as hedging instruments).

(b) **Financial Instruments - Policy applicable for periods before 1 July 2018**

(i) *Non-derivative financial assets*

The Club initially recognises loans, receivables and deposits on the date that they are originated. All other financial assets are recognised initially on the date at which the Club becomes a party to the contractual provisions of the instrument.

The Club derecognises a financial asset when the contractual rights to the cash flows from the asset expire, or it transfers the rights to receive

the contractual cash flows on the financial asset in a transaction in which substantially all the risks and rewards of ownership of the financial asset are transferred. Any interest in transferred financial assets that is created or retained by the Club is recognised as a separate asset or liability. Financial assets and liabilities are offset and the net amount presented in the statement of financial position when, and only when, the Club has a legal right to offset the amounts and intends either to settle on a net basis or to realise the assets and settle the liability simultaneously. The Club has the following non-derivative financial assets: loans and receivables and cash and cash equivalents.

Loans and receivables

Loans and receivables are financial assets with fixed or determinable payments that are not quoted in an active market. Such assets are recognised initially at fair value plus any directly attributable transaction costs. Subsequent to initial recognition loans and receivables are measured at amortised cost using the effective interest method, less any impairment losses. Loans and receivables comprise cash and cash equivalents and other receivables.

Cash and cash equivalents

Cash and cash equivalents comprise cash balances and call deposits with original maturities of three months or less.

(ii) *Non-derivative financial liabilities*

Financial liabilities are recognised initially on the date, which is the date that the Club becomes a party to the contractual provisions of the instrument.

The Club derecognises a financial liability when its contractual obligations are discharged or cancelled or expired.

Financial assets and liabilities are offset and the net amount presented in the statement of financial position when, and only when, the Club has a legal right to offset the amounts and intends either to settle on a net basis or to realise the asset and settle the liability simultaneously.

NOTES TO THE FINANCIAL STATEMENTS *CONTINUED...*

FOR THE YEAR ENDED 30 JUNE 2019

The Club classified non-derivative financial liabilities into the other financial liabilities category. Such financial liabilities are recognised initially at fair value plus any directly attributable transaction costs. Subsequent to initial recognition, these financial liabilities are measured at amortised cost using the effective interest method. Other financial liabilities comprise trade and other payables.

(c) Property, plant and equipment

(i) Recognition and measurement

"Items of property, plant and equipment are measured at cost less accumulated depreciation and accumulated impairment losses.

Cost includes expenditure that is directly attributable to the acquisition of the asset. The cost of self-constructed assets includes the cost of materials and direct labour, any other costs directly attributable to bringing the assets to a working condition for their intended use, the costs of dismantling and removing the items and restoring the site on which they are located, and capitalised borrowing costs. Purchased software that is integral to the functionality of the related equipment is capitalised as part of that equipment.

When parts of an item of property, plant and equipment have different useful lives, they are accounted for as separate items (major components) of property, plant and equipment.

The gain or loss on disposal of an item of property, plant and equipment is determined by comparing the proceeds from disposal with the carrying amount of the property, plant and equipment, and is recognised net in profit or loss.

(ii) Subsequent costs

The cost of replacing a component of an item of property, plant and equipment is recognised in the carrying amount of the item if it is probable that the future economic benefits embodied within the component will flow to the Club, and its cost can be measured reliably. The carrying amount of the replaced part is derecognised. The costs of the day-to-day servicing of property, plant and equipment are recognised in profit or loss as incurred.

(iii) Depreciation

Depreciation is based on the cost of an asset less its residual value. Significant components of individual assets are assessed and if a component has a useful life that is different from the remainder of that asset, that component is depreciated separately.

Depreciation is recognised in profit or loss on a straight-line basis over the estimated useful lives of each component of an item of property, plant and equipment. Leased assets are depreciated over the shorter of the lease term and their useful lives unless it is reasonably certain that the Club will obtain ownership by the end of the lease term. Land is not depreciated.

The depreciation rates used for the current and comparative years are as follows:

• bowling greens	2.5%
• buildings	2.5%
• plant and equipment	10% - 50%
• motor vehicles	20% - 33%

Depreciation methods, depreciation rates and residual values are reviewed at each reporting date and adjusted if appropriate.

(iv) Reclassification to investment property

When the use of a property changes from owner-occupied to investment property, the property is remeasured to fair value and reclassified accordingly. Any gain arising on this remeasurement is recognised in profit or loss to the extent that it reverses a previous impairment loss on the specific property, with any remaining gain recognised in OCI and presented in the revaluation reserve. Any loss is recognised in profit or loss.

(d) Intangible assets

(i) Poker machine entitlements

Poker machine entitlements that are acquired by the Club, which have indefinite useful lives, are measured at cost less accumulated impairment losses.

(ii) Goodwill

Goodwill arising on amalgamation is measured at cost less accumulated impairment losses.

NOTES TO THE FINANCIAL STATEMENTS *CONTINUED...*

FOR THE YEAR ENDED 30 JUNE 2019

(iii) *Subsequent expenditure*

Subsequent expenditure is capitalised only when it increases the future economic benefits embodied in the specific asset to which it relates. All other expenditure is recognised in profit or loss as incurred.

(iv) *Impairment*

Poker machine entitlements have indefinite useful lives as they have no expiry date. Accordingly, such intangible assets are not amortised but are systematically tested for impairment at each reporting date (see note 3(g)).

(e) **Investment property**

"Investment property is property held either to earn rental income or for capital appreciation or for both, but not for sale in the ordinary course of business, use in the production or supply of goods or services or for administrative purposes. Investment property is measured at cost on initial recognition and subsequently at fair value with any change therein recognised in profit or loss."

Cost includes expenditure that is directly attributable to the acquisition of the investment property.

An external, independent valuation company, having appropriate recognised professional qualifications and recent experience in the location and category of property being valued, values the Club's investment property portfolio every two years. Changes in fair values are presented in the statement of profit or loss.

For the interim periods, the Directors consider the fair value to ensure it materially reflects the respective assets carrying value.

(f) **Leased assets**

Leases in terms of which the Club assumes substantially all the risks and rewards of ownership are classified as finance leases. Upon initial recognition the leased asset is measured at an amount equal to the lower of its fair value and the present value of the minimum lease payments. Subsequent to initial recognition, the asset is accounted for in accordance with the accounting policy applicable to that asset.

Other leases are operating leases and are not recognised in the Club's statement of financial position.

(g) **Inventories**

Inventories are measured at the lower of cost and net realisable value. The cost of inventories is based on the first-in first-out principle, and includes expenditure incurred in acquiring the inventories and other costs incurred in bringing them to their existing location and condition.

Net realisable value is the estimated selling price in the ordinary course of business, less the estimated costs of completion and selling expenses.

(h) **Changes in significant accounting policies**

The Company has initially adopted AASB 9 from 1 July 2018.

Due to the transition methods chosen by the Company in applying these standards, comparative information throughout these financial statements has not been restated to reflect the requirements of the new standards.

Except for this change, the Company has consistently applied the accounting policies to all periods presented in these consolidated financial statements.

AASB 9 Financial Instruments

AASB 9 replaces the provisions of AASB 139 that relate to recognition, classification and measurement of financial assets and financial liabilities, de-recognition of financial instruments, impairment of financial assets and hedge accounting. The adoption of AASB 9 Financial Instruments from 1 July 2018 resulted in changes in accounting policies however no adjustments were required to the amounts recognised in the financial statements in previous periods. The new accounting policies are set out below.

On 1 July 2018, the Company has classified its financial instruments in the appropriate AASB 9 categories.

All recognised financial assets that are within the scope of AASB 9 are required to be subsequently measured at amortised cost or fair value on the basis of the entity's business model for managing the financial assets and the contractual cash flow characteristics of the financial assets.

NOTES TO THE FINANCIAL STATEMENTS *CONTINUED...*

FOR THE YEAR ENDED 30 JUNE 2019

Financial assets classified as held-to-maturity and loans and receivables under AASB 139 that were measured at amortised cost continue to be measured at amortised cost under AASB 9 as they are held within a business model to collect contractual cash flows and these cash flows consist solely of payments of principal and interest on the principal amount outstanding.

Impairment of financial assets

In relation to the impairment of financial assets, AASB 9 requires an expected credit loss model as opposed to an incurred credit loss model under AASB 139. The expected credit loss model requires the Company to account for expected credit losses and changes in those expected credit losses at each reporting date to reflect changes in credit risk since initial recognition of the financial assets.

While cash and cash equivalents are also subject to the impairment requirements of AASB 9, there has been no identification of any impairment loss.

There was no AASB 9 impact on retained earnings at 1 July 2018.

The table below shows the classification of each class of financial asset and financial liability under AASB 139 and AASB 9 as at the date of initial adoption, 1 July 2018.

<i>In dollars</i>	AASB 139 classification	AASB 9 classification	AASB 139 carrying amount	AASB 9 carrying amount
<i>Financial Assets</i>				
Cash and bank balances	Loans and receivables	Financial assets amortised at cost	6,863,054	6,863,054
Other receivables	Loans and receivables	Financial assets amortised at cost	245,184	245,184
<i>Financial Liabilities</i>				
Trade and other payables	Financial liabilities amortised at cost	Financial liabilities amortised at cost	2,934,540	2,934,540

Membership subscriptions represents annual membership fees paid by the Club's members. The Club recognises membership subscriptions rateably over the term of the membership and any unearned portion is included in other current liabilities.

(i) Employee benefits

(i) Defined contribution plans

A defined contribution plan is a post-employment benefit plan under which an entity pays fixed contributions into a separate entity and will have no legal or constructive obligation to pay further amounts. Obligations for contributions to defined contribution pension plans are recognised as an employee benefit expense in profit or loss in the periods during which services are rendered by employees. Prepaid contributions are recognised as an asset to the extent that a cash refund or a reduction in future payments is available. Contributions to a defined contribution plan that are due more than 12 months after the end of the period in which the employees render the service are discounted to their present value.

(ii) Other long-term employee benefits

The Club's net obligation in respect of long-term employee benefits other than defined benefits plans is the amount of future benefit that employees have earned in return for their service in the current and prior periods; that benefit is discounted to determine its present value, and the fair value of any related assets is deducted. The discount rate is the yield at the reporting date on government bonds that have maturity dates approximating the terms of the Club's obligations and that are denominated in the same currency in which the benefits are expected to be paid. The calculation is performed using the projected unit credit method. Any actual gains or losses are recognised in profit or loss in the period in which they arise.

NOTES TO THE FINANCIAL STATEMENTS *CONTINUED...*

FOR THE YEAR ENDED 30 JUNE 2019

(iii) *Short-term employee benefits*

Short-term employee benefit obligations are measured on an undiscounted basis and are expensed as the related service is provided. A liability is recognised for the amount expected to be paid under short-term cash bonus or profit-sharing plans if the Club has a present legal or constructive obligation to pay this amount as a result of past service provided by the employee, and the obligation can be estimated reliably.

(j) Revenue

(i) *Goods sold and services rendered*

Revenue from the sale of goods comprises revenue earned from the provision of food, beverage, accommodation revenue and other goods. It is measured at the fair value of the consideration received or receivable and is recognised in the profit or loss when the significant risks and rewards of ownership have been transferred to the buyer. Revenue from services rendered comprises revenue from gaming facilities together with other services to members and patrons of the Club. It is measured at the fair value of the consideration received or receivable and is recognised in profit or loss as the services are provided. No revenue is recognised if there are significant uncertainties regarding recovery of the consideration due, the costs incurred or to be incurred cannot be measured reliably, there is risk of return of goods or there is continuing management involvement with the goods.

(ii) *Commissions*

When the Club acts in the capacity of an agent rather than as the principal in a transaction, the revenue recognised is the net amount of commission made by the Club.

(iii) *Membership subscriptions*

Membership subscriptions represents annual membership fees paid by the Club's members. The Club recognises membership subscriptions ratably over the term of the membership and any unearned portion is included in other current liabilities.

(iv) *Rental income*

Rental income from investment property is recognised in profit or loss on a straight-line basis over the term of the lease. Lease incentives granted are recognised as an integral part of the total rental income, over the term of the lease.

(k) Lease payments

Payments made under operating leases are recognised in profit or loss on a straight-line basis over the term of the lease. Lease incentives received are recognised as an integral part of the total lease expense, over the term of the lease.

Minimum lease payments made under finance leases are apportioned between the finance expense and the reduction of the outstanding liability. The finance expense is allocated to each period during the lease term so as to produce a constant periodic rate of interest on the remaining balance of the liability.

Contingent lease payments are accounted for by revising the minimum lease payments over the remaining term of the lease when the lease adjustment is confirmed.

(l) Finance income and finance costs

Finance income on funds invested is recognised as it accrues in profit or loss, using the effective interest method. Finance costs on loans and borrowings is recognised in profit or loss using the effective interest method.

(m) Income tax

The Australian Tax Office (ATO) has previously advised that the Club is exempt from income tax as a sporting club in accordance with Section 50-45 of the Income Tax Assessment Act 1997. Accordingly, no provision for income tax is required.

(n) Goods and services tax

Revenue, expenses and assets are recognised net of the amount of Goods and Services Tax (GST), except where the amount of GST incurred is not recoverable from the taxation authority. In these circumstances, the GST is recognised as part of the cost of acquisition of the asset or as part of the expense.

Receivables and payables are stated with the amount of GST included. The net amount of GST recoverable from, or payable to, the ATO is included as a current asset or liability in the statement of financial position.

Cash flows are included in the statement of cash flows on a gross basis. The GST components of cash flows arising from investing and financing activities which are recoverable from, or payable to, the ATO are classified as operating cash flows.

NOTES TO THE FINANCIAL STATEMENTS *CONTINUED...*

FOR THE YEAR ENDED 30 JUNE 2019

(o) **Business Combinations**

The Club accounts for business combinations using the acquisition method when control is transferred to the Club. The consideration transferred in the acquisition is generally measured at fair value, as are the identifiable net assets acquired. Any goodwill that arises is tested annually for impairment. Any gain on a bargain purchase is recognised in profit or loss immediately. Transaction costs are expensed as incurred, except if related to the issue of debt or equity securities.

The consideration transferred does not include amounts related to the settlement of pre-existing relationships. Such amounts are generally recognised in profit or loss. Any contingent consideration payable is measured at fair value at the acquisition date. If the contingent consideration is classified as equity, then it is not remeasured and settlement is accounted for within equity. Otherwise, subsequent changes in the fair value of the contingent consideration are recognised in profit or loss.

(p) **Amalgamation reserve**

An amalgamation reserve in members' funds is utilised for amalgamations with other registered clubs. The amount presented is equal to the accumulated fair values of the net assets of the clubs acquired. The individual assets and liabilities acquired are presented in the statement of financial position.

(q) **New standards and interpretations not yet adopted**

A number of new standards and amendments to standards are effective for annual periods beginning after 1 January 2016, and have not been applied in preparing these financial statements. The Club does not plan to adopt these standards early.

(i) **AASB 15 Revenue from Contracts with Customers**

AASB 15 establishes a comprehensive framework for determining whether, how much and when revenue is recognised. It replaces existing revenue recognition guidance, including AASB 118 Revenue, AASB 111 Construction Contracts and IFRIC 13 Customer Loyalty Programmes. AASB 15 is effective for annual reporting periods beginning on or after 1 January 2019. Given the nature of the Club's material revenue streams are predominantly cash-based, and recognised at the point of sale,

with limited residual performance obligations, the Club does not anticipate a material impact on its financial statements.

(ii) **AASB 16 Leases**

AASB 16 introduces a single, on-balance lease sheet accounting model for lessees. A lessee recognises a right-of-use asset representing its right to use the underlying asset and a lease liability representing its obligation to make lease payments. There are optional exemptions for short-term leases and leases of low value items. Lessor accounting remains similar to the current standard; lessors continue to classify leases as finance or operating leases. AASB 16 is effective for annual reporting period beginning on or after 1 January 2019. The Club has limited arrangements which meet the definition of an operating lease and would require recognition under the new AASB 16 Leases standard. The Club will continue to monitor the arrangements in place and any new arrangements entered into to ensure they are accounted for in accordance with the new accounting standard from the effective date.

(iii) **AASB 1058 Income of Not-for-Profit Entities**

AASB 1058 provides a more comprehensive model for the accounting of income for not-for-profit entities relating to the recognition of income. Under AASB 1058, the timing of income recognition will depend on whether a transaction gives rise to a performance obligation, liability or contribution by owners. It replaces the existing requirements in AASB 1004.

"AASB 1058 is effective for annual reporting periods beginning on or after 1 January 2019, with early adoption permitted for entities that have also adopted AASB 15.

(r) **Note on comparatives**

The Company has consistently applied its accounting policies to all periods presented in this financial report. Certain comparative amounts in the statement of profit or loss and other comprehensive income and the statement of financial position have been reclassified or re-presented to confirm to changes in current period presentation.

NOTES TO THE FINANCIAL STATEMENTS *CONTINUED...*

FOR THE YEAR ENDED 30 JUNE 2019

4 Revenue

In AUD

	2019	2018
Sale of goods	10,261,677	9,793,954
Commissions	442,453	456,571
Poker machine revenue	37,672,116	37,238,769
Accommodation revenue	609,992	537,459
Membership subscriptions	215,937	178,591
Investment property rentals	207,072	205,210
Other revenue	1,207,591	1,198,787
	50,616,838	49,609,341

5 Other income

In AUD

	2019	2018
Increase in fair value of investment property	157,519	-
Net gain on disposal of property, plant and equipment	77,072	114,193
	234,591	114,193

Increase in fair value of investment property is recognised as other income and represents an unrealised gain. Note 11 contains more detail on the investment property valuation.

6 Personnel expenses

In AUD

	2019	2018
Wages and salaries	10,184,469	9,888,699
Contribution to defined contribution plans	938,943	902,540
Other associated employee expenses	1,624,138	1,563,303
	12,747,550	12,354,542

7 Finance income and finance costs

In AUD

	2019	2018
Interest income	79,464	127,863
Interest expense	(823)	-
Net finance costs	78,641	127,863

NOTES TO THE FINANCIAL STATEMENTS *CONTINUED...*

FOR THE YEAR ENDED 30 JUNE 2019

8 Cash and cash equivalents

In AUD

	2019	2018
Cash on hand	1,526,020	1,496,020
Cash at bank	6,876,276	5,367,034
Cash and cash equivalents	8,402,296	6,863,054

9 Other receivables

In AUD

	2019	2018
Other receivables	631,186	245,184
	631,186	245,184

10 Inventories

In AUD

	2019	2018
Stock on hand - bar - at cost	171,857	170,174
Stock on hand - catering - at cost	97,564	93,818
	269,421	263,992

11 Investment property

In AUD

	2019	2018
Balance at 1 July 2018	10,027,729	5,425,000
Additions	14,753	2,729
Transfer from property, plant and equipment	-	4,600,000
Fair value increase	157,519	-
Balance at 30 June 2019	10,200,001	10,027,729

The fair value model is applied to all investment properties. The latest independent valuation of the Club's investment properties was carried out as at 30 June 2019 by Nicholas Brady Valuations (Registered Valuer No. AM 3609). The market value for these properties at the time of valuation was at \$10,200,001 (including assets transferred from property, plant and equipment) and an increase in fair value of \$157,519 (2018: \$Nil) has been recognised as profit and included in other income.

NOTES TO THE FINANCIAL STATEMENTS *CONTINUED...*

FOR THE YEAR ENDED 30 JUNE 2019

12 Property, plant and equipment

<i>In AUD</i>	Freehold land and buildings	Bowling greens	Capital works in progress	Plant and equipment	Motor vehicles	Total
Cost						
Balance at 1 July 2018	69,177,468	996,511	7,535,115	32,161,773	360,536	110,231,403
Additions	30,244	-	5,015,862	2,566,294	70,514	7,682,914
Disposals	-	-	(14,477)	(1,375,121)	(64,631)	(1,454,229)
Transfers	10,386,060	-	(10,727,093)	341,033	-	-
Balance at 30 June 2019	79,593,772	996,511	1,809,407	33,693,979	366,419	116,460,088
Depreciation and impairment losses						
Balance at 1 July 2018	9,599,879	227,893	-	17,598,969	179,312	27,606,053
Depreciation for the year	2,093,518	25,796	-	4,013,417	59,220	6,191,951
Disposals	-	-	-	(1,197,757)	(24,775)	(1,222,532)
Balance at 30 June 2019	11,693,397	253,689	-	20,414,629	213,757	32,575,472
Carrying amounts						
At 30 June 2018	59,577,589	768,618	7,535,115	14,562,804	181,224	82,625,350
At 30 June 2019	67,900,375	742,822	1,809,407	13,279,350	152,662	83,884,616

Valuation of freehold land and buildings

The latest independent valuations of the Club's freehold land and buildings were carried out as at 26 May 2019 by Nicholas Brady Valuations (Registered Valuer No. AM 3609) on the basis of depreciated replacement cost for building improvements and direct comparison for land. Tuncurry Beach Motel which has previously been disclosed in a separate asset category is now grouped with freehold land and buildings and is included in the aforementioned valuation.

The latest valuation of \$75,970,000 excludes amounts capitalised in work in progress of \$1,809,407. These amounts are expected to be reflected in an equivalent increase in the recoverable amount of the Club's freehold land and buildings.

NOTES TO THE FINANCIAL STATEMENTS *CONTINUED...*

FOR THE YEAR ENDED 30 JUNE 2019

13 Core and non-core properties

Pursuant to Section 41J of the Registered Clubs Amendment Act 2006, the Club defines property as follows:

In AUD

	2019	2018
Core property	68,643,197	60,346,207
Non-core property	10,200,001	10,027,729
	78,843,198	70,373,936

Core property:

Land and buildings situated at 93 Edensor Road, St Johns Park NSW;

Land and buildings situated at 21 Parkes Street, Tuncurry NSW;

Land and buildings situated at 1 Roma Avenue, Wallacia NSW; and

Land and buildings situated at 57 Manning Street, Tuncurry NSW.

Non-core property:

26 Taubman Drive, Horningsea Park

13/69a Buranda Crescent, St Johns Park

14/69a Buranda Crescent, St Johns Park

40 Gumdale Avenue, St Johns Park

42 Gumdale Avenue, St Johns Park

25 McCredie Crescent, Horningsea Park

31 Mallacoota Close, Prestons

33 Taubman Drive, Horningsea Park

10 Hawke Street, Tuncurry

38 Wharf Street, Tuncurry

650 Camden Valley Way, Gledswood Hills

NOTES TO THE FINANCIAL STATEMENTS *CONTINUED...*

FOR THE YEAR ENDED 30 JUNE 2019

14 Intangible assets

Poker machine entitlements at cost

In AUD

	2019	2018
Balance at 1 July 2018	1,758,571	1,678,571
Additions during the year	520,000	80,000
Balance at 30 June 2019	2,278,571	1,758,571

The Club has a total of 512 poker machine entitlements (2018: 498). 24 entitlements were transferred to the Club as part of the amalgamation with Wallacia Bowling and Recreational club and remain at the venue. A further 16 were acquired in the year ended 30 June 2019. 38 were previously acquired in a market transaction and 434 of the Club's poker machine entitlements were granted for no cost and recognised at \$Nil as there is no active market.

Poker machine entitlements are stated at cost less accumulated impairment losses. Poker machine entitlements have an indefinite useful life given they have no expiry date, and accordingly are not amortised but are to be assessed annually for impairment.

As at 30 June 2019, the Club estimated the value in use amount exceeds the carrying amount of poker machine entitlements.

15 Trade and other payables

In AUD

	2019	2018
Current		
Trade payables		
Trade payables	862,899	1,189,035
Other payables and accrued expenses	2,176,022	1,692,733
Deposits	42,392	52,772
	3,081,313	2,934,540

NOTES TO THE FINANCIAL STATEMENTS *CONTINUED...*

FOR THE YEAR ENDED 30 JUNE 2019

16 Loans and borrowings

The Club has access to the following lines of credit:

<i>In AUD</i>	2019	2018
Bank guarantee	50,000	50,000
	50,000	50,000
Facilities utilised at reporting date		
Bank guarantee	25,000	25,000
	25,000	25,000
Facilities not utilised at reporting date		
Bank guarantee	25,000	25,000
	25,000	25,000

Security

The carrying amounts of non-current assets pledged as security are:

First mortgage over:

<i>In AUD</i>	2019	2018
Freehold land and buildings	2,400,000	2,400,000
Bowling greens	602,029	623,535
Buildings	49,359,365	40,670,616
Plant and equipment	11,821,227	12,963,372
	64,182,621	56,657,523

The bank loans were secured over property at 93 Edensor Road, St Johns Park and plant and equipment therein and the benefit of any licences attached to the property including poker machine licences and rental income therefrom.

17 Employee benefits

<i>In AUD</i>	2019	2018
Current		
Liability for long-service leave	390,968	330,175
Liability for annual leave	849,166	761,375
	1,240,134	1,091,550
Non-current		
Liability for long-service leave	374,968	341,400
	374,968	341,400

NOTES TO THE FINANCIAL STATEMENTS *CONTINUED...*

FOR THE YEAR ENDED 30 JUNE 2019

18 Other current liabilities

<i>In AUD</i>	2019	2018
Membership fees paid in advance	252,370	256,399
	252,370	256,399

19 Members' funds

The Club is a company limited by guarantee and without share capital. In accordance with the constitution of the Club, every member of the Club undertakes to contribute an amount limited to \$5 per member in the event of the winding up of the Club during the time he or she is a member or within one year thereafter.

The number of members as at 30 June 2019 was 47,140 (2018: \$44,254). The total amount that members of the Club are liable to contribute if the Club is wound up is \$235,700 (2018: \$221,270).

20 Capital commitments

Property, plant and equipment

<i>In AUD</i>	2019	2018
<i>Contracted but not provided for and payable:</i>		
Within one year	-	2,824,721
One year or later and no later than five years	-	-
	-	2,824,721

In 2019, the Club has not made any commitments.

NOTES TO THE FINANCIAL STATEMENTS *CONTINUED...*

FOR THE YEAR ENDED 30 JUNE 2019

21 Related parties

Key management personnel compensation

The key management personnel compensation comprised:

In AUD

	2019	2018
Short-term employee benefits	1,514,828	1,552,728
Other long-term benefits	146,668	126,229
Post-employment benefits	105,602	109,940
	1,767,098	1,788,897

Key management personnel transactions with the Club

The Club provides rental residential property to some Board members at a discounted rate compared to the market rate. The concessional rent received or receivable for the year ended 30 June 2019 was \$2,142 (2018: \$1,825). This concessional rate is also available to the other bowling members of the Club.

All other transactions between related parties are on normal commercial terms and conditions no more favourable than those available to other parties unless otherwise stated.

Apart from the details disclosed in this note, no other key management personnel has transacted with the Club since the end of the previous financial year and there were no outstanding balances involving key management personnel's interests existing at year-end.

22 Subsequent events

In July 2019, the Club amalgamated with Wallacia Country Club in accordance with the provisions of the Corporations Act, Liquor Act and Registered Clubs Act. All existing assets were transferred to the Club and existing members of Wallacia Country Club have transferred as members of St Johns Park Bowling Club.

Other than the matter above, there have been no events subsequent to reporting date which would have a material effect on the Club's financial statements at 30 June 2019."

DIRECTOR'S DECLARATION

In the opinion of the directors of St Johns Park Bowling Club Pty Ltd (the Club):

- (a) the Club is not publicly accountable;
- (b) the financial statements and notes, set out on pages 7 to 25, are in accordance with the *Corporations Act 2001*, including:
 - (i) giving a true and fair view of the Club's financial position as at 30 June 2019 and of its performance for the financial year ended on that date; and
 - (ii) complying with *Australian Accounting Standards - Reduced Disclosures Requirements* and the *Corporations Regulations 2001*;
- (c) there are reasonable grounds to believe that the Club will be able to pay its debts as and when they become due and payable.

Signed in accordance with a resolution of directors.



Paul Norris
Chairman

Dated at Sydney this 27 August 2019.

INDEPENDENT AUDIT REPORT TO THE MEMBERS OF ST JOHNS PARK BOWLING CLUB LTD

Opinion

We have audited the Annual Report of St Johns Park Bowling Club Ltd (the Club).

In our opinion, the accompanying Annual Report of the Club is in accordance with the *Corporations Act 2001*, including:

- giving a true and fair view of the Club's financial position as at 30 June 2019 and of its financial performance for the year ended on that date; and
- complying with *Australian Accounting Standards - Reduced Disclosure Requirements* and the *Corporations Regulations 2001*.

The *Annual Report* comprises:

- Statement of financial position as at 30 June 2019
- Statement of profit or loss and other comprehensive income, Statement of changes in equity, and Statement of cash flows for the year then ended
- Notes including a summary of significant accounting policies
- Directors' Declaration.

Basis for opinion

We conducted our audit in accordance with Australian Auditing Standards. We believe that the audit evidence we have obtained is sufficient and appropriate to provide a basis for our opinion.

Our responsibilities under those standards are further described in the Auditor's responsibilities for the audit of the Annual Report section of our report.

We are independent of the Club in accordance with the Corporations Act 2001 and the ethical requirements of the Accounting Professional and Ethical Standards Board's APES 110 Code of Ethics for Professional Accountants (the Code) that are relevant to our audit of the Annual Report in Australia. We have fulfilled our other ethical responsibilities in accordance with the Code.

Other Information

Other Information is financial and non-financial information in St Johns Park Bowling Club Limited's annual reporting which is provided in addition to the Annual Report and the Auditor's Report. The Directors are responsible for the Other Information.

The Other information we obtained prior to the date of this Auditor's Report was the Director's report.

Our opinion on the Annual Report does not cover the Other Information and, accordingly, we do not express an audit opinion or any form of assurance conclusion thereon.

In connection with our audit of the Annual Report, our responsibility is to read the Other Information. In doing so, we consider whether the Other Information is materially inconsistent with the Annual Report or our knowledge obtained in the audit, or otherwise appears to be materially misstated.

We are required to report if we conclude that there is a material misstatement of this Other Information, and based on the work we have performed on the Other Information that we obtained prior to the date of this Auditor's Report we have nothing to report

Responsibilities of the Directors for the Annual Report

The Directors are responsible for:

- preparing the Annual Report that gives a true and fair view in accordance with *Australian Accounting Standards – Reduced Disclosure Requirements* and the *Corporations Act 2001*

- implementing necessary internal control to enable the preparation of an Annual Report that gives a true and fair view and is free from material misstatement, whether due to fraud or error.
- assessing the Club's ability to continue as a going concern and whether the use of the going concern basis of accounting is appropriate. This includes disclosing, as applicable, matters related to going concern and using the going concern basis of accounting unless the either intend to liquidate the Club or to cease operations, or have no realistic alternative but to do so.

Auditor's responsibilities for the audit of the Annual Report

Our objective is:

- to obtain reasonable assurance about whether the Annual Report as a whole is free from material misstatement whether due to fraud or error; and
- to issue an Auditor's Report that includes our opinion.

Reasonable assurance is high level of assurance, but is not a guarantee that an audit conducted in accordance with *Australian Auditing Standards* will always detect a material misstatement when it exists

Misstatements can arise from fraud or error. They are considered material if, individually or in the aggregate, they could reasonably be expected to influence the economic decisions of users taken on the basis of this Annual Report.

A further description of our responsibilities for the audit of the Annual Report is located at the *Auditing and Assurance Standards Board* website at: www.auasb.gov.au/auditors_responsibilities/ar3.pdf. This description forms part of our Auditor's Report

KPMG



Cameron Roan
Partner

Sydney 27 August 2019

SPECIAL THANKS TO OUR BOWLS SPONSORS...

DIAMOND



GOLD



SILVER



BRONZE




JUNIOR



SHIRTS





Our Core Values...

**RESPECT | INTEGRITY | CONSISTENCY
COMMITMENT | COLLABORATION**



...ator for over 200 years



93 Edensor Road, St Johns Park NSW 2176 | Ph 02 9610 3666 | www.sjpbowling.com.au